

CONTENTS

Saorc Chair Report	1	Oyster Monitoring Program	9
The 2012 SA Oyster Industry Seminar	2	Oysters Australia & Seafood CRC	
ASI Report	3	R&D Investment Update	10
South Australian Mudworm Project	4	SASQAP Report	11
Oyster Information Portal	6	Contacts	12



SAORC CHAIR REPORT

OYSTERS AUSTRALIA

Oysters Australia (OA) is finally a reality!! In February 2012 the Board of Oysters Australia met in Sydney to have its first “real” meeting.

OA is designed as a “legacy” organisation – one that will take custody of the research product of the Seafood CRC and provide extension services that ensure lasting benefits to industry.

OA has asked the “Oyster Consortium” of the Seafood CRC to become the research arm of OA. OA will provide protocols on how it will work and retain reserve powers regarding final approval and governance of the process.

The benefit of OA is immediately obvious, when developing a national response to POMS. The FRDC has allocated \$450,000 (outside of our approved projects) for POMS research.

POMS RECOMMENDATIONS

OA had a detailed report into POMS from both the Standing Committee on Aquatic Animal Health working group, as well as the Industry trip to France a few months ago.

Some 30 recommendations were made but the “top 5” of each group were very similar:

1. Selective breeding (for POMS resistance)
2. Husbandry (Height)
3. Husbandry (System)
4. Infectivity Model
5. PCR Standard Test methodology

Each of these will no doubt be explained in more detail in this newsletter, but the general consensus among researchers and industry reps alike is there is no “magic bullet” – the real solution is that we need to fight POMS across all recommended areas – i.e. on both a broad national approach and at farm level.

For me the interesting thing is that more or less ½ of the recommendations are around things that the individual grower can do and are in the realm of applied research.

PRECISION AQUACULTURE (PA)

– THE RESEARCH RULES HAVE CHANGED.

I want to talk about the opportunity for growers to be involved in the new form of research – the rules have changed.

Both the Benchmarking project and Lexie Marshall’s Mud Worm project are examples of the new wave of research that affords every growers to be a researcher and share in the results.

...continued on page 2



Research projects tend to be location specific and we then have to be careful in using that data to extrapolate and interpret the results from one Bay into our own.

Precision Aquaculture – is about a growers thirst for knowledge by undertaking their own trials – conducting their own “on-farm” research.

We are all aware of the shortcomings in national or even state projects - Consider a trial or piece of research that occurs in another state or another Bay that could be hundreds of kilometres away.

The information technology revolution and OA provides an opportunity for all of us to replicate trials on our own leases, consolidate results and accurately access data from other growers, bay to bay, state to state.

Similar to the Benchmarking project - The real value of research comes from recognising the importance of creating a “virtual” research project in each lease, in each bay, in each state.

Lexie provided an opportunity for all bays to be involved in a unique kind of a way.

The information revolution adds new dimensions to research projects – time and location.

PA data is continuously collected so impacts can be measured over time and over locations.

Here is an opportunity for us to create that research network in each bay on each farm.

To take advantage of the Information Revolution – innovative individual growers across all bays need to be invited to become long term partners in public research.

A new Model for applied research implementation and extension needs to be considered for OA to deliver real benefit to growers in yield and economic response.

BENCHMARKING PROJECT – UPDATE

Speaking of a new model of delivering the benefits of applied research...some news on the Benchmarking project.

Regrettably, Shane Comiskey and CDI Pinnacle have withdrawn from the Benchmarking project.

I was certainly sad to lose Shane’s expertise, but in another way it provides an opportunity to streamline the process and take it to the next level.

For the Benchmarking project to add value to growers, we need to rationalise the numbers of benchmarks, and simplify the how, what, where, when of data collection.

Personal interviews and interpretation of Finance reports cannot be sustained in the long run.

If this project is to deliver economic benefits and credibility for growers, we need to shorten the lead times from information gathering to interpretation and simplify the reporting.

If there is a project that lends itself more to on-line data collection – I don’t know what it is.

OA is currently searching for an organisation to re-interpret Shane’s data and take it to the next level.

See you at the ramp.

Steve Bowley

THE 2012 SOUTH AUSTRALIAN OYSTER INDUSTRY SEMINAR

The joint SAORC/SAOGA Seminar, Annual General Meetings, Gala Dinner & Industry Auction will be held in Coffin Bay on the 9th & 10th August 2012. The seminar will be held at the local Yacht Club and will follow a similar format to last year with the presentations commencing mid morning on the Thursday and continuing throughout the day. At the end of the day the Yacht Club will then host drinks and dinner with a delicious “pig on the spit” being provided. On Friday morning breakfast will be provided at the Yacht Club prior to the commencement of the two AGM’s. Further presentations will follow until mid afternoon when the Trade Show will commence on the lawns at the front of

the Yacht Club. The day will then conclude with the Gala Dinner & Industry Auction to be held at the Golf Club, catered expertly by Oyster Beds Restaurant. A jam packed seminar program is being developed and once again suppliers will be provided the opportunity to provide a brief presentation on their product. Registration for the event will commence in May 2012, however I recommend you consider booking accommodation as soon as possible, so as not to be disappointed.

Trudy McGowan
Executive Officer



ASI REPORT

WELCOME GABBY BENNETT

ASI would like to welcome its latest employee Gabby Bennett. Gabby has taken over from Benn Finn and has been with us since the start of last December. Gabby is a native South Australian but had most recently been employed with Petuna Seafoods, a sea trout producer on the West Coast of Tasmania, and was involved with the establishment of a data management system for that company. As part of Gabby's role she will be undertaking a part time honors project over 2 years on stress responses in ASI family lines. Clearly we are thinking very much in terms of the increased mortalities experienced in South Australia. We are in the early stages of developing the project concept but we will have more details by the time the SAOGA seminars roll around.

COMMERCIAL PRODUCTION

Commercial production of ASI lines has been very strong this season.

Cameron of Tasmania have produced their largest ASI batch for some time and having spoken to Ben recently he is very impressed as how this line is looking. The line has now hit the market place and the initial reports have been positive. To find out more about availability please contact Ben Cameron on 0400 338633.

Shellfish Culture have again produced their line 8A for the third season in a row due to the positive response by growers who have received this line. It really now is a proven line which has good allround traits and in particular its robustness. Shellfish Culture are continuing to produce spawnless oysters in which the diploid line is an ASI family line. I have only heard good reports on these ASI spawnless crosses with some farmers changing large parts of their orders across. For information on the availability of 8A and the ASI spawnless crosses please contact Kerry Wells on 0407 528095 or Vicki Blizzard on 03 62489441.

POMS RESEARCH

ASI is continuing its research in this area which all agree poses a huge threat to the Australian Pacific oyster industry. Spat from our latest year classes have been sent to NSW and will have been deployed to the Georges River by the time you are reading this. The deployment into the Georges River had to be delayed slightly due to the major flooding that has been experienced on the NSW coast. This flooding has also caused massive closures for oyster harvest and I heard the other day the Hawkesbury was only open for 6hrs for all of January! ASI, as your industry leaders have indicated they require, will continue to place a high emphasis on breeding for resistance to this disease.

SA MORTALITY

Along with POMS this is the other really big issue on our radar right now. We are having success with instigating mortality events during the progeny testing process. We were able to get very good mortality data from Smoky Bay last year and this was backed up by mortality data that was collected in Coffins bay most recently. We still intend to put more effort into this area by conducting a stress test in Coffins Bay with much smaller spat than we have previously trialled. We hope that this will give us further insight into the data we collected last year.

As always ASI is keen on getting as much feedback from industry as possible so please don't hesitate to contact me on 03 62741797 or 0417 965405 if you have questions, comments or suggestions. Alternatively my email is mattasi@bigpond.com.

ASI
Thoroughbred Oysters

Matt Cunningham

General Manager
Australian Seafood Industries



SOUTH AUSTRALIAN MUDWORM PROJECT

The following project commenced in February 2012
with mudworms being collected from Smoky bay, Denial Bay, Streaky Bay, Coffin Bay, Cowell & Stansbury.

PROJECT PROPOSAL - SAORC MUDWORM PROJECT FURTHER INVESTIGATIONS INTO THE MUDWORMS OF SOUTH AUSTRALIA

November 2011 – Lexie M. Walker, work base: Australian Museum, Sydney

INTRODUCTION

South Australian oysters are grown in high salinity, low nutrient waters: growing conditions that are unique in Australia and the world. The industry is based on the non-native Pacific Oyster (*Crassostrea gigas*). Other shellfish found in the SA growing areas include flat oysters (*Ostrea angasi*), razor fish (*Pinna* spp.) and various scallops (*Mimochlamys asperrima*, *Equichlamys bifrons*, *Pecten fumatus*) (SAORC 2203). In oyster growing areas all over the world, including South Australia, infestation of shellfish by mudworms (*Polydora*-complex: *Spionidae*: *Polychaeta*) that damage the internal nacre of the shell, may reduce oyster health and greatly devalue the product is an ongoing problem.

Investigation of mudworm infestations in South Australia (SA) began in the early 1990's in a limited number of growing areas. In early 2000 the South Australian Oyster Research Council (SAORC) and Seafood Services Australia (SSA) co-funded a further project with a state-wide focus. The project aims were to discover which natural mudworm species were present and to deliver preliminary guidance to growers on how to deal with the mudworm issue, including further research required.

The results of the project (SAORC 2003) indicated that mudworms were present in all the growing areas investigated: Streaky Bay, Cowell, Smokey Bay, Coffin Bay, Port Broughton, Stansbury and Denial Bay. Seven species of mudworms were found: *Boccardia polybranchia*, *B. cf. proboscidea*, *B. chilensis*, *Polydora websteri*, *P. cf. websteri*, *P. cf. latispinosa* and *P. haswelli*. Some of these were species additional to those found in the previous study and appeared to be as yet undescribed species. Further expert examination of the material confirmed at least one new species *P. "coffin-streaky"*, did not find *B. polybranchia* but added the possible presence of *Boccardia wellingtonensis*. These apparently confusing results are not surprising as the mudworm fauna of Australia is unknown for around 80% of the Australian coastline, including in many oyster growing estuaries and the majority of the SA coastline (Blake and Kudenov 1978, Walker 2011).

It was recognized by SAORC (2003) that further work to identify the species of mudworms infesting SA oysters was necessary to begin to understand life cycles and find effective control strategies. That is the purpose of this research proposal.

Developmental studies of *Polydora*-complex species have indicated that the time taken to develop from the egg to the settled 18+ segment larva varies from 2-6 weeks (Blake and Arnovsky 1999). Most mudworm species have not had detailed developmental studies completed. Available data for Australian species associated with shellfish is included in Appendix 1. For the species identified in the SAORC 2003 study, *Boccardia*

chilensis, *B. proboscidea* (Australian forms) and *Polydora websteri* (Eastern USA) take 45, 30-35 and 42 days respectively to develop from egg to settled larvae. A comprehensive study of reproduction and developmental stages, and tests of their environmental limits, is best done by conducting a controlled breeding and experimental program after the identities of the SA mudworm species have been established.

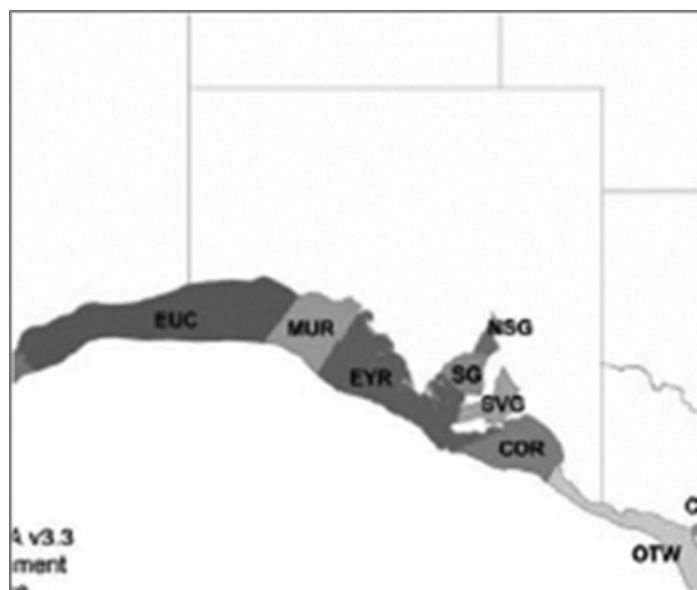
Morphological and molecular methods of identification used in combination will provide a high level of confidence in the identifications and a solid basis for future mudworm research. Registration and safe storage of the material within the extensive polychaete collections of the Australian Museum will ensure that material is well-cared for and clearly identifiable, has a traceable and well-documented history, is clearly linked to published literature, and is available well into the future for reference or research as required.

MATERIAL AND METHODS

Locations

The previous survey included sites in 5 of the 8 IMCRA meso-scale bioregions (Table 1, Figure 1).

Figure 1: IMCRA Marine bioregions for SA; **locations not included in SAORC (2003) study



EUC	Eucla **	NSG	North Spencer Gulf
MUR	Murat	SVG	St Vincent Gulf
EYR	Eyre	COR	Coorong **
SG	Spencer Gulf	OTW	Otway **



Frequency of collection

Every 6 weeks, for 12 months.

Examination of live material

Material will be examined live. Records will be kept of:

- Individual oyster, location, species and numbers of worms in each oyster
- Presence of egg capsules and/or larvae in the tube/blister. Number of capsules, eggs/capsule, presence of developing larvae and nurse eggs
- Burrow morphology and characters.
- If suitable material is available images will be taken.

After live examination the specimens will be either:

- 1) preserved whole in 7% formalin (24 hours), rinsed and transferred to 80% ethanol for detailed morphological examination, SEM or long-term wet storage OR
- 2) preserved whole in 95% ethanol and frozen for tissue storage for further molecular work OR
- 3) cut into three sections: anterior/ midbody/posterior. Anterior and posterior sections will be preserved in 10% formalin for morphology; the mid body section will be fixed as in 1) to confirm morphological and molecular identity from a single animal.

Shells will be decontaminated using 100% ethanol and disposed of or registered in the Australian Museum mollusc collection with reference to the associated mudworms.

Identification

Morphological: All specimens will be examined following a standardised anterior to posterior procedure (including examination for reproductive characters) and Methyl Green staining pattern. A preliminary identification using current published descriptions will be made. Species identity, and presence of new species, will be confirmed using a statistical process which compares all available characters for each animal, establishes their similarity and groups similar animals in clusters.

Molecular: A pilot study will be conducted by the Australian Museum DNA laboratory to identify a single gene that is suitable for identification of the Polydora-complex species occurring in South Australia. The pilot study will be conducted on specimens of a single species using individuals from as many of the different SA IMCRA bioregions as possible. This ensures that as wide a range of genetic variation as possible for that species is examined in the pilot study. Once the most suitable gene for identification is confirmed, 5-10 specimens from each of the species found will be sequenced for that gene and the sequence data stored at the Australian museum for future taxonomic research, reference or monitoring.

For further information contact

Lexie Walker

lwalker2@iprimus.com.au

SMS 0402509912

Table 1: Growing areas sampled in SAORC 2003

Location	Lat	Long	IMCRA meso-scale bioregion
Denial Bay	-32.10	133.58	MUR
Smokey Bay	-32.33	133.78	MUR
Streaky Bay	-32.60	134.13	EYR
Coffin Bay	-34.45	135.32	EYR
Cowell	-33.67	136.89	SG
Port Broughton	-33.60	137.94	NSG
Stansbury	-34 57	137 41	SVG



OYSTER INFORMATION PORTAL

ENSURING THAT THE AUSTRALIAN OYSTER INDUSTRY ADAPTS TO A CHANGING CLIMATE: A NATURAL RESOURCE AND INDUSTRY SPATIAL INFORMATION PORTAL FOR KNOWLEDGE ACTION AND INFORMED ADAPTATION FRAMEWORKS

Organisation: Shoalhaven Marine and Freshwater Centre, University of Wollongong

Researchers: Andrew Davis, Pia Winberg, Ana Rubio, Robin Warner; Lisa Kirkendale

Funding: Fisheries Research and Development Corporation & Department of Climate Change and Energy Efficiency, Northern Rivers/ Southern Rivers CMA and Bega Valley Shire Council

Research contact: arubio@uow.edu.au 042 728 5999 (Ana)

<http://www.uow.edu.au/science/research/smfc/oysterinformationportal/index.html>

Researchers at the University of Wollongong - Shoalhaven Marine & Freshwater Centre - are working directly with oyster industry members, Catchment Management Authorities, State Government agencies and Councils towards the demonstration of a proof of concept for the Oyster Information Portal (OIP).

Through the development of the portal, industry and/or project co-partners will be able to:

- Access and understand environmental and catchment data relevant to oyster production
- Overview and identify gaps and duplication in current monitoring programs
- Compare environmental data across oyster regions
- Compare industry initiatives and performance across locations and time
- Respond to indications of catchment and/or environmental changes
- Overview regulatory frameworks and the governance structure of the oyster industry that should support sustainability of the industry
- Use the portal as a node of knowledge sharing





2010/534 FRDC/DCCEE

"Ensuring that the Australian Oyster Industry adapts to a changing climate: a natural resource and industry spatial information portal for knowledge action and informed adaptation frameworks"

Rubio, A; Winberg, P*; Davis, A. R; Warner, R; Kirkendale, L



Shoalhaven Marine and Freshwater Centre
University of Wollongong
Shoalhaven Campus, Nowra, 2541
pia@uow.edu.au

OYSTER INFORMATION PORTAL – AN INNOVATIVE TOOL TO BETTER MANAGE THE OYSTER INDUSTRY

The Australian oyster industry has already highlighted the need to consolidate natural resource information that is currently dispersed and inaccessible, but that is of high relevance to the resilience of the industry in light of climate change (Leith and Haward, 2010). By accessing information from this data and aligning oyster performance, the oyster industry can identify key environmental stressors that are rendering the industry more vulnerable to climatic change, as well as identify long term trends that can provide for pre-emptive response rather than reactive adaptation responses in the future.

This project aims to address the challenge of bringing together and aligning the rich but inaccessible environmental data, and take stock of and consolidate environmental and industry knowledge. This information will then be translated and delivered through an online, map-based internet portal in a format with relevance to the oyster industry; the Oyster Information Portal (OIP). This portal aims to serve industry members and stakeholders with information to make practical and adaptive responses to current and future changes in environmental conditions. The value of the OIP will be demonstrated through a prototype that encompasses four key and diverse oyster producing estuarine systems in NSW; the Camden-Haven, Hawkesbury River, Shoalhaven River and Pambula Lake. Once the value of OIP as an climate change adaptation tool has been established, then the concept will be pushed to develop across all oyster producing estuaries throughout Australia.

To date this project has identified extensive environmental data from the coastal land and water interface that reside across multiple sectors and jurisdictions that operate around catchments and estuaries in NSW. This suite of water quality, catchment, climatic, industry and governance related information that is of potential relevance to the oyster industry has been categorised and prioritised through 4 NSW workshops and one national workshop. The priority data/information category needs were found to be consistent within both industry and across governance agencies and are primarily temporal trends of chemical, biological and physical parameters of water condition. As such, data on water quality, catchment impacts and oyster industry management will form the base of the OIP in it's prototype phase, based on industry priorities to provide for an industry that is both resilient to climate change and that can track long term trends to inform strategic decisions.

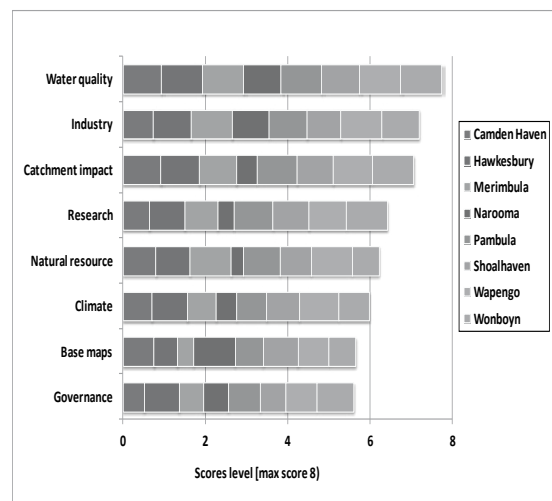


Figure 1: Industry and stakeholder information priorities across selected NSW estuarine systems.

Selected metadata and raw data for this information has been sourced from custodians, and where meta data is lacking, the OIP project has triggered the creation of metadata by data custodians. This data consists of 100's of separate files which are currently being aligned and structured for effective and useful delivery through an online map based portal. The prototype of the portal will be delivered internally to industry stakeholders and the project steering committee to refine and consider the value and implications of the prototype in mid 2012, and a final prototype is planned to be available online for broader trials in late 2012.





Shoalhaven Marine and Freshwater Centre
University of Wollongong
arubio@uow.edu.au

Rubio, A; Winberg, P; Warner, R;
Kirkendale, L; Davis, A. R

Base maps

- Land / water boundaries
- Bathymetry
- Aerial view

Water Quality

- Temperature
- Salinity
- Dissolved Oxygen
- pH
- Turbidity
- Nutrients
- Chlorophyll-a
- Bacteria levels

Industry

- Land / Water leases
- Oyster Biotoxins
- Water/ Oyster Bacteria
- Oyster Heavy Metals
- Infrastructure type
- Oyster species
- Algae spp/ blooms
- Disease maps
- Growth & mortality
- Chat room

Catchment impacts

- Land use
- Acid Sulfate Soils
- Flood levels
- Dam locations & releases
- Sewage Treatment Plants
- Sediment heavy metals
- Entrance status
- Riparian work

Climate changes

- Rainfall patterns
- Air / water temperature
- pH / pCO₂
- Sea level
- Storm surges
- Wind speed
- Water circulation

Governance

- Jurisdictional boundaries
- Governance processes
- OISAS
- EMS

Natural Resource

- Macrophytes
- Sediment types

OYSTER INFORMATION PORTAL

A NOVEL TOOL FOR IMPROVED OYSTER INDUSTRY MANAGEMENT, GOVERNANCE AND KNOWLEDGE

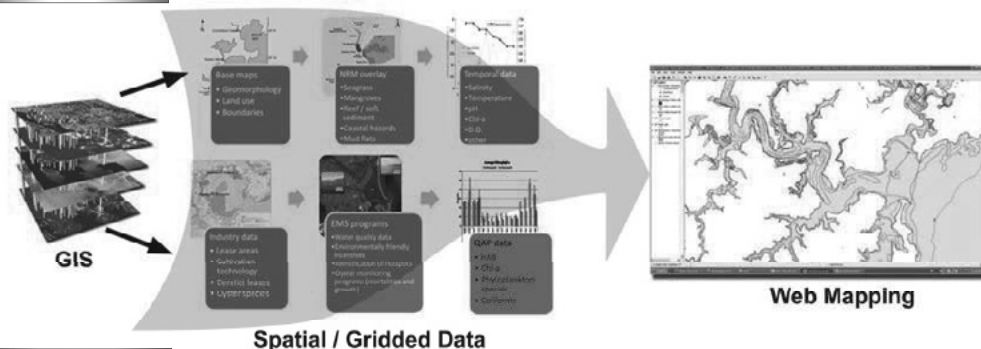
The Australian oyster industry relies heavily on the state of the environment, with a need for productive, healthy waters in the surrounding catchments and ocean. Increasingly, this is becoming difficult as a result of coastal development, despite industry efforts to improve their practices and monitor the health of their waterways. Increased uncertainty related to climate change exacerbates industry issues related to the environment, and although oyster growers are aware of the relationship between the environment and productivity, the specific links and risk indicators still need to be better understood.

PROJECT AIM

This project aims to take stock and consolidate environmental and industry knowledge that is diffuse, difficult to access and complex to interpret. Consolidated information will be delivered in a web-based portal called the *Oyster Information Portal* (OIP) with the overarching aim to help the oyster industry develop strategies and practices to prepare for climate change and pinpoint some of the potential impacts on the industry. The OIP will be developed as a proof of concept in this project but will be expanded at a national level if industry members approve the concept idea.

OIP = natural resource data + industry data

APPROACH



DATA IN PORTAL

The data that the OIP will contain has been identified and prioritised by 36 oyster growers through a series of industry consultation workshops in 7 oyster regions in NSW. Water quality was a key issue and the most important category of information followed by catchment impact and industry related data. A breakdown of the scores of the subcategories for the main priority data is shown below:



Figure: The relative importance of categories of information for the NSW oyster industry, averaged within each of 7 oyster growing estuaries and including 36 oyster growing operations

Oyster industry members were very enthusiastic about the concept of the portal and interested in the data from water quality monitoring programs and from the Shellfish Quality Assurance Program.

For future more information:

<http://www.uow.edu.au/science/research/smfc/oysterinformationportal/index.html>

Acknowledgements

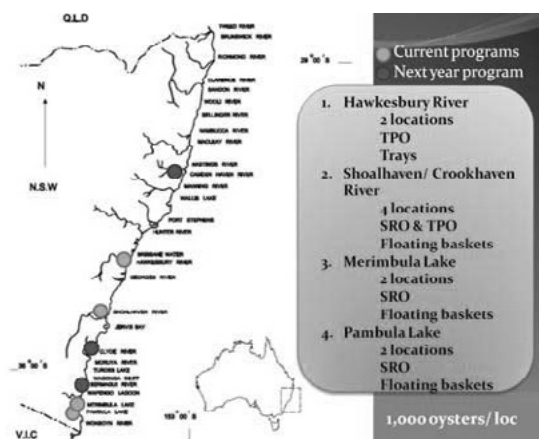
This project is a FRDC-DCCEE Climate Change Adaptation - Marine Biodiversity, Resources and Fisheries



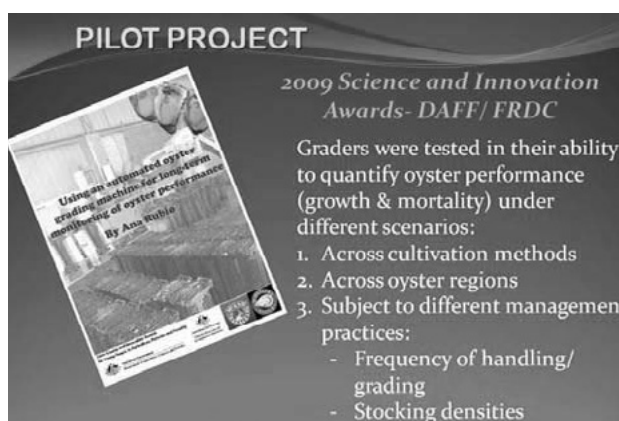
OYSTER MONITORING PROGRAM

Oyster monitoring programs (performance, growth and mortality) are currently being trialled in some areas in NSW by using commercial oyster graders. Oyster performance data has the potential to improve farm management by identifying when and where oysters perform best. It can also serve to better target catchment remediation initiatives where oysters are most stressed, or to identify risk areas in light of climate change scenarios. Through sustain monitoring we will get baseline data which then allow us to identify unusual events- like high/unexpected mortalities. Data from this trial program will also be included in the oyster information portal we are currently developing. The coordination of the monitoring program is currently managed by researchers at the Shoalhaven Marine & Freshwater Centre and staff from the Southern Rivers CMA. Farmers that have access to automated oyster graders are entirely driving the grading and husbandry of the oysters from this monitoring program.

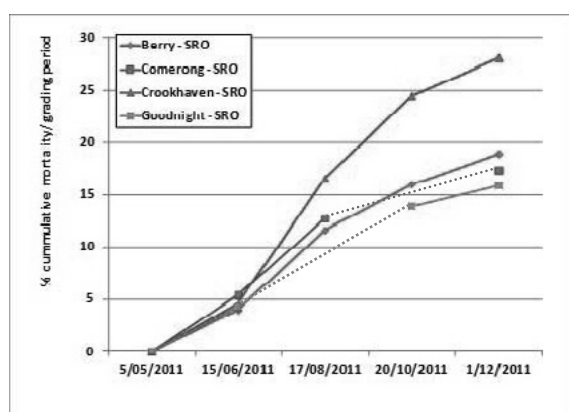
Current trials started in April/May 2011 at 4 locations in NSW: Hawkesbury, Shoalhaven, Merimbula and Pambula Lake. In January 2012 additional trials will be set up in Wapengo Lake and Clyde River. Later on in the year, farmers from the Camden Haven will also take part of this trial.



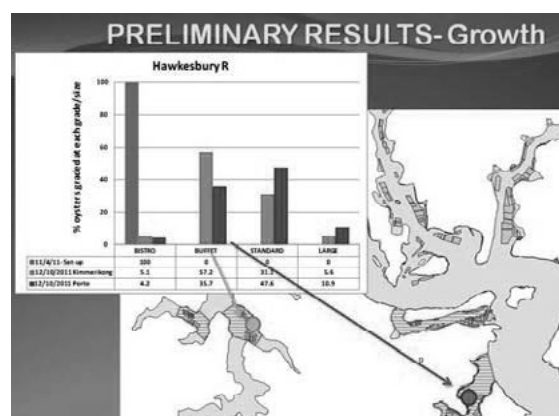
Oyster Monitoring Program locations



Copy of report: <http://ro.uow.edu.au/smfc/9/>



Mortality data from 4 locations in Shoalhaven River



Growth data from 4 locations in Hawkesbury River

Further information on the monitoring program, contact Ana Rubio arubio@uow.edu.au or <http://www.uow.edu.au/science/research/smfc/oysterinformationportal/News/index.html>



OYSTERS AUSTRALIA & SEAFOOD CRC

R&D \$ INVESTMENT UPDATE TO MARCH 2012

Oysters Australia was formed in October 2011 and met for the first time in February 2012. The Oysters Australia R & D Group (basically the Oyster Consortium) spent the 9th February assigning the remaining \$700,000 of CRC oyster funds to the industry's highest priorities.

Project proposals are being drafted following this meeting and we will report actual costs when they are negotiated and approved. Below is an approximate break up of funds across proposals:

Proposal	Fit with Oyster Industry Business Plan 2009-2014?	Approx value
OsHV (POMS) resistance in breeding program. Project structure and aims pending approval of a larger (potentially FRDC funded) project.	High priority: "Maintain investment in commercially focused Pacific & SRO breeding programs"	\$200K
'Oystag' – a real time monitor of oyster health in varying environments to help with management. Will include growing system type and height in water as a test variable to help with POMS (other disease) management.	Medium priority: "Collect and collate water analysis results (over time) to generate greater knowledge of the productive capacities of different waterways"	>\$150K probably over \$200K
Improving Oyster Retailing – design & trial of a branded merchandising and education concept/module for use in fishmongers designed to fit easily into current retailing practices.	High priority: "Encourage the development of new stand alone oyster products in a commercially focused environment"	Priority budget \$130K +
Benchmarking – project funding restructure to allow change of provider	High priority: "Maintain commitment to industry benchmarking" "Facilitate greater levels of knowledge dissemination amongst growers of successful and unsuccessful production practices"	TBA
Oyster communication/extension – Regional grower groups and extension to field days/conferences to get best value from CRC project results (practical on farm info from benchmarking, storage, handling, etc)	High priority: "Develop and implement an effective best practice extension strategy for growers"	Probably CRC Education & Training budget funded

Other smaller proposals will be drafted (where possible within the CRC) to fit remaining high priorities:

High priority: Provide a regular forum for supply chain members to provide constructive input re product qualities and supply

High priority: Review and investigate cool chain management practices with supply chain members, evaluate the commercial impacts of cool chain management failures and communicate best practice strategies to growers

Special note: There will be a new organisation running the oyster industry benchmarking program, previously run by CDI Pinnacle. Shane Comiskey is no longer part of CDI Pinnacle. Under the circumstances, Oysters Australia made the decision to call for tenders to for a new company rather than work directly with Shane or with CDI Pinnacle. It is likely that 2010-11 financials will be collected next, rather than 2009-10, so that results are up to date. We will contact you as soon as we have chosen a new provider.



SASQAP REPORT

INTRODUCTION

Well it has been a busy start to 2012 in the laboratory and office, I have been looking at fortnightly phytoplankton samples and counts have been good across the state. Bev and Helen have been moving all our filing over into objective, objective is an electronic government central filing system. SASQAP's goal is to remove all unnecessary paper work from the program and try and use IT resources as much as possible.

EXPORT

Several states have been in discussions with AQIS in regards to exporting to the US, SASQAP has also been approached by several shellfish industries across the state in regards to access, the Seafood Access Forum have now elevated US market access for bivalve molluscs to a priority 1 for trade and market access issues. For background on the Seafood Access Forum, please go to the web page: <http://www.seafoodservices.com.au/page/?pid=288> At this stage with the dollar we don't expect exports will occur for some time.

A list of current bays listed for export (not US) can be found on the SASQAP web page:

www.pir.sa.gov.au/biosecuritysa/foodsafety/sasqap/current_status_of_harvesting_areas

CLOSURES

At the time of writing this report there were no closures. This is the second summer in a row that no harvesting areas have been closed due to toxic microalgae, I have no idea why this is the case, however the South Easterly winds seem to be lasting longer each summer and less *Dinophysis acuminata* seems to be present.

LAB TESTING

Lab testing over summer has been quite as the Australian dollar is still high and there is little to no local seafood being export to other countries besides Asia. Routine microbiology testing of waters and shellfish will start within all harvesting areas to coincide with the up coming rains. Except some possible closures at the start of the first heavy rains as this summer has been quite dry and high runoff into the bays is expected. This will only occur when rains over 20 mm are witness in 24hrs.

MICROALGAE

Algae counts have been quite good across the state, what I am seeing under the microscope is the normal species of algae for this time of the year. More food should be expected into the bays along the west coast as an up-welling event should be close, one has occurred down in the south east of the state, so hopefully one isn't to far away.

If anyone is interested in what the current algae counts are in your bay don't hesitate in calling, I am always happen to discuss algae, ph. (86832563) mob. (0428105649)



Clinton Wilkinson
Program Leader, SASQAP

Coffin Bay SA - Oyster Farm For Sale

- 2.5ha
- Port Douglas Growing Area
- Fully Established & Stocked
- New Land Base Shed in Coffin Bay Industrial Area
- Good Plant & Equipment

Phone **Ande Blesing** on
0427 010063



CONTACTS

Chair

Steve Bowley
sbowley@pacificstateoysters.com.au
0403 572 750

Executive

Bruce Zippel
bruce.zippel@bigpond.com
0428 476 245

Executive Officer

Trudy McGowan
saoga.saorc@bigpond.com
08 8364 3831
08 8364 3895 Fax
0407 883 333

SMOKY BAY

Gary Zippel
gzippel@bigpond.com
08 8625 7022
0428 253 833

DENIAL BAY

Max Lowe
08 8625 3554 Ph/Fax

STREAKY BAY

Reg Brown
streakybayoysters@sctelco.net.au
0427 261 517

COWELL

Carl Jaeschke
csfp@bigpond.net.au
0448 522 332

COFFIN BAY

Jill Coates
jill@naturaloysters.com.au
0427 277 417

KANGAROO ISLAND

Ken Rowe
ken.rowe@bigpond.com
0427 233 886

HASLAM

Tony Warren
tonair78@hotmail.com
0428 842 093

Industry Reps

Adam Butterworth
adam@saoysterhatchery.com.au
(08) 8684-6115

Paul Dee
syoysters@bigpond.com
0407 189 121

POMS Reporting & Information Hotlines

Tasmania



1800 675 888 (Open 24 HRS)

DPIPWE General Enquiries:
1300 368 550



<http://www.dpi.nsw.gov.au/fisheries/aquaculture/info/poms>



Oysters Tasmania
0458 601 057



www.oysterstasmania.org



South Australia



1800 065 522



<http://www.dpi.nsw.gov.au/fisheries/aquaculture/info/poms>



Oysters South Australia
0407 883 333



www.oystersssa.com.au



NSW



1800 043 536



<http://www.dpi.nsw.gov.au/fisheries/aquaculture/info/poms>



What is POMS....?

Pacific Oyster Mortality Syndrome (POMS) is the name that has been given to the virus associated with **high mortality events** in the Pacific oyster (*Crassostrea gigas*) in Europe, New Zealand and NSW.

POMS is serious.

POMS represents a major threat to the ongoing viability of the oyster industry. POMS has resulted in complete loss of farm stock in some areas together with restriction of oyster movements.

What should I do if I have a mortality event on my farm?

1. **STOP** all movement of oysters, associated gear and equipment **IMMEDIATELY**.
2. **REPORT** all high or unexplained mortalities on your farm. This is a licencing condition of your industry. Reporting is a **LEGAL REQUIREMENT**.
3. Assume it's POMS - and then **ACT** to safeguard your industry. 24 hour disease hotlines have been established in each state.

SEE OVER FOR MORE DETAILS.

Is POMS a human health risk?

There is no evidence that the virus can infect humans

How is the virus spread?

Spread is most likely to occur through the movement of live oysters to uninfected areas, although spread by movement of equipment is also possible.



How can the spread of the virus be controlled?

Once detected, **STOP** all oyster and infrastructure movement, and Seek advice **IMMEDIATELY**.

Farmer reporting of mortalities is the main system used to identify new outbreaks & greatly assists in controlling the spread of POMS.

REPORT all mortalities to POMS 24hr Hotline. SEE OVER FOR DETAILS.